



South Bay Cities Energy Efficiency Program Quarterly Update

**SBCCOG Board of Directors Meeting
July 25, 2013**



Overview

1. Energy Savings Activity
2. SCE Energy Leader Partnership Program
3. Street Light Initiative











Energy Savings Activity

- Annual Energy Savings Goals 2013-2014
 - SCE 2013 Goal **1,254,082 kWh** and 2014 Goal **2,165,918 kWh**.
 - SCG Goal **10,000 therms** per year.
- Current Project Activity
 - **1,608,385 kWh** savings underway. 2013 Goal would be exceeded by 28%.
 - **51,894 therms** savings in progress. 2-year goal has been EXCEEDED.
- Several energy audit efforts underway
 - Carson
 - Hermosa Beach
 - Torrance



Energy Leader Partnership Program

- ELPP offers South Bay Cities financial, technical and marketing support to implement EE and DR.
- 4 levels of participation
 - Valued  (\$0.03/kWh)
 - Silver  (\$0.06/kWh)
 - Gold  (\$0.09/kWh)
 - Platinum  (\$0.12/kWh)
- Progressive EE and DR goals
 - Lomita 
 - El Segundo, Hawthorne, Manhattan Beach and Rancho Palos Verdes 
 - 5 Cities 
 - 5 Cities 



Energy Savings Since 2010

City / District	2010-Present Achieved Savings / Incentives					ELP Level
	Annual Savings kWh	Annual Savings Therms	Annual GHG Emissions (tons)	Incentive (\$)	Annual Energy Cost Savings (\$)	
Carson	412,391	1,058	324	\$26,408	\$65,088	Silver
El Segundo	139,394	0	108	\$17,274	\$25,157	Gold
Gardena	118,432	0	91	\$23,678	\$14,765	Valued
Hawthorne	47,010	0	36	\$10,282	\$6,922	Gold
Hermosa Beach	45,994	0	35	\$9,475	\$5,958	Silver
Inglewood	592,525	0	457	\$104,574	\$82,954	Silver
Lawndale	97,136	6,614	111	\$23,790	\$20,081	Valued
Lomita	159,281	0	123	\$22,350	\$22,491	PLATINUM
Manhattan Beach	1,034,689	0	798	\$145,255	\$144,856	Gold
Palos Verdes Estates	0	0	0	\$0	\$0	Valued
Rancho Palos Verdes	0	0	0	\$0	\$0	Gold
Redondo Beach	502,018	467	390	\$40,495	\$70,740	Silver
Rolling Hills Estates	3,799	0	3	\$878	\$652	Valued
City of Rolling Hills	0	0	0	\$0	\$0	Valued
Torrance	968,885	16,902	841	\$142,914	\$151,038	Silver
Hawthorne USD	0	941	5	\$1,938	\$922	N/A
Inglewood USD	0	3,876	21	\$6,000	\$3,798	
Manhattan Beach USD	0	2,386	13	\$1,980	\$2,338	
PV USD	0	84,845	468	\$43,298	\$83,148	
Torrance USD	0	4,108	23	\$4,462	\$4,026	
West Basin MWD	0	911	5	\$990	\$893	
Total	4,121,554	122,108	3,853	\$626,040	\$705,828	



Street Light Initiative

- 43,000 street lights in South Bay Cities region.
- Both Utility-owned and City-owned light poles.
- Several cities are interested in pursuing either LED or Induction lighting.
- Pursuing bulk purchase opportunities.
- Estimated energy and cost savings potential for entire region over 20-yr period: 268M kWh and \$24M.

The logo for gse solutions features the company name in a white, lowercase, sans-serif font. The letters are bold and closely spaced. The background behind the text consists of several overlapping, semi-transparent red circles of varying sizes, creating a cluster-like effect. The entire logo is centered on a solid red background.

gse solutions

PHONE 760 214 6805

EMAIL gstevens@gse-solutions.com

ADDRESS 800 Grand Avenue, Suite B8B
Carlsbad, California 92008