

Energy Efficiency Plans for South Bay Cities



Jurisdictions Kick-Off Meeting
February 19, 2014

Presented by **ATKINS**

What is an EE CAP?

- GHG inventory for municipal operations and community emissions
- Energy Efficiency strategies that will reduce energy dependence, provide cost-savings, and provide co-benefits
- A start toward a Qualified Climate Action Plan










Why Prepare an EE CAP?

- Take local control of energy and GHG issues
- Keep the region economically competitive
- Update emissions inventories
- Provide consistent GHG emissions profiles
- Get funds for your community to implement voluntary measures
- Utilize resources provided by SBCCOG and SCE



<http://www.southbaycities.org/>

Schedule

	2014												2015								
	J Feb	Mar	Apr	May	Jun	Jul	Aug	Sep	Oct	Nov	Dec	Jan	Feb	Mar	Apr	May	Jun	Jul	Aug		
0. Kickoff		2/19: Introduction to the Project																			
1. Assessment and Planning Report				4/16: Present A+P Report																	
2. EECAP Template				and EECAP Template																	
3. Inventories Forecasts, and Targets						6/18: Present IFT Report															
4. Measures Report and Tool Framework							8/20: Present Reduction Strategies and Tool Framework														
									10/15: Present Reduction Strategies Progress												
5. Draft EECAP and Tool													4/15: Present Reduction Strategies Initial Findings								
													2/18: Present Reduction Strategies Initial Findings								
6. Final EECAP and Tool																					
7. EECAP Adoption												6/18: Present Final Report and Tool						8/20: Project Report and Wrap-up			

Task 1: Assessment + Planning Report

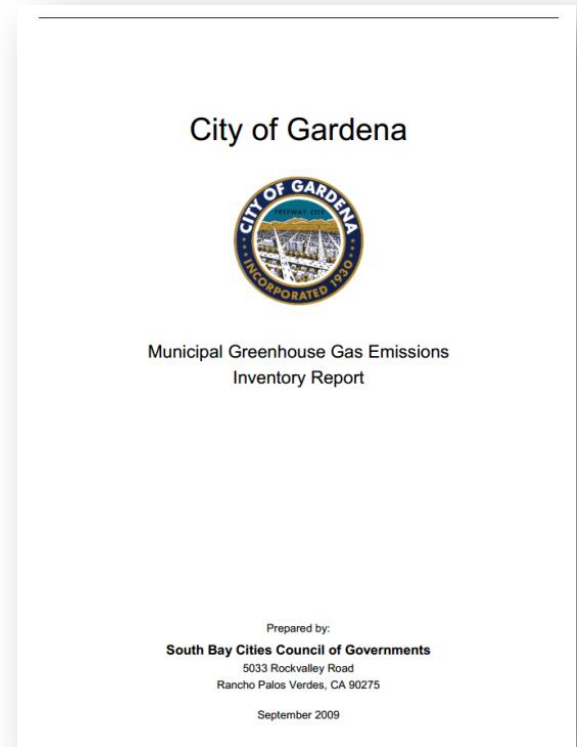
- Summary of current emissions inventories
- Recommended updates to existing inventories, projections, and reduction targets
- Outreach options
- City staff involvement
- Timeline of work products

What does the City get?

- ✓ Provide input to process
- ✓ Work program timeline

Task 1: Assessment + Planning Report













- 1-on-1's to discuss your City's process **March 10, 11**
 - Outreach
 - Internal meetings
 - Adoption process
- Draft Report anticipated **March—April**
- Presentation of findings **April 16**



Task 2: EECAP Template

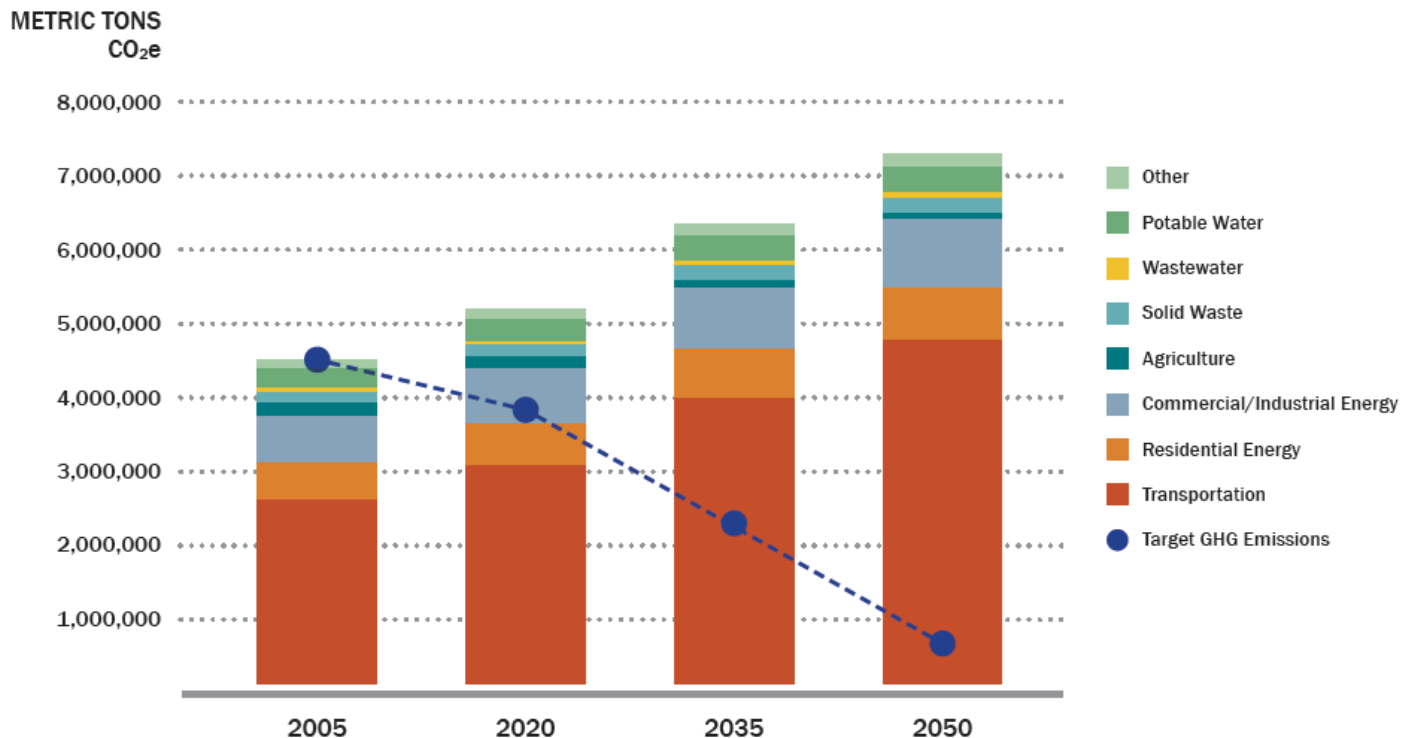
- Easy-to-Read Report
- Municipal and Community in one report
- Template, but flexible for city-specific needs
- Distribution for comment and review **March-April**

Schedule

	2014												2015													
	J	Feb	Mar	Apr	May	Jun	Jul	Aug	Sep	Oct	Nov	Dec	Jan	Feb	Mar	Apr	May	Jun	Jul	Aug						
0. Kickoff		2/19: Introduction to the Project																								
1. Assessment and Planning Report				4/16: Present A+P Report																						
2. EECAP Template				and EECAP Template																						
3. Inventories Forecasts, and Targets							6/18: Present IFT Report																			
4. Measures Report and Tool Framework													8/20: Present Reduction Strategies and Tool Framework 10/15: Present Reduction Strategies Progress													
5. Draft EECAP and Tool																4/15: Present Reduction Strategies Initial Findings 2/18: Present Reduction Strategies Initial Findings										
6. Final EECAP and Tool																										
7. EECAP Adoption													6/18: Present Final Report and Tool 8/20: Project Report and Wrap-up													

Task 3: Inventories, Forecasts, and Targets Reports

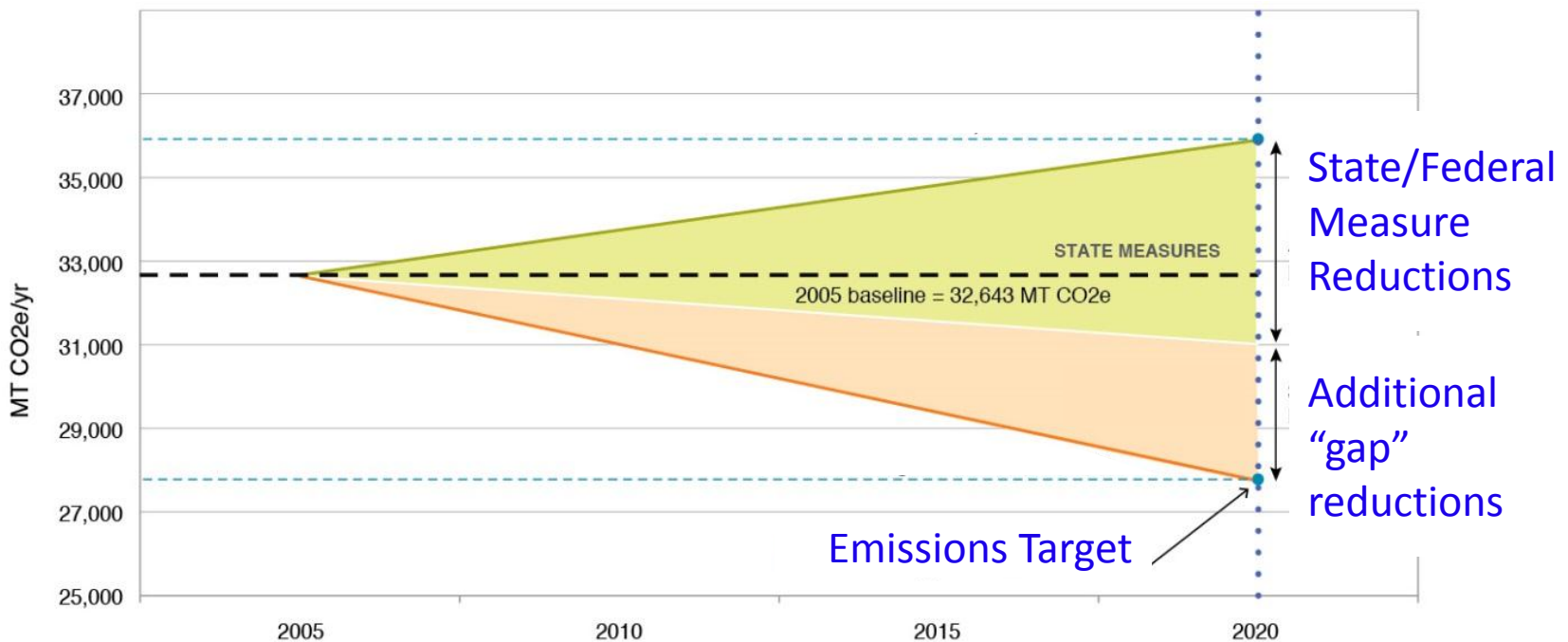
- Update emissions forecasts
- Establish reduction targets



Note: Numbers in chart are illustrative and not specific to the South Bay

Task 3: Inventories, Forecasts, and Targets Reports

- Estimate reductions from State and Federal measures
- Identify “gap” of remaining reductions needed



Note: Numbers in chart are illustrative and not specific to the South Bay

Task 3: Inventories, Forecasts, and Targets Reports

- Draft anticipated **June**
- Presentation of findings **June 18**

What does the City get?

- ✓ Standardized inventories
- ✓ Assistance on target-setting
- ✓ Quantified State and Federal reductions

Task 4: EE Measure Development + Tool Framework

- Energy Efficiency measures that are
 - Built from existing efforts
 - Locally determined with a regional perspective
 - Feasible
 - Innovative



Task 4: EE Measure Development + Tool Framework



What does the City get?

- ✓ Assistance understanding and choosing local reduction measures
- ✓ Quantified reduction measures

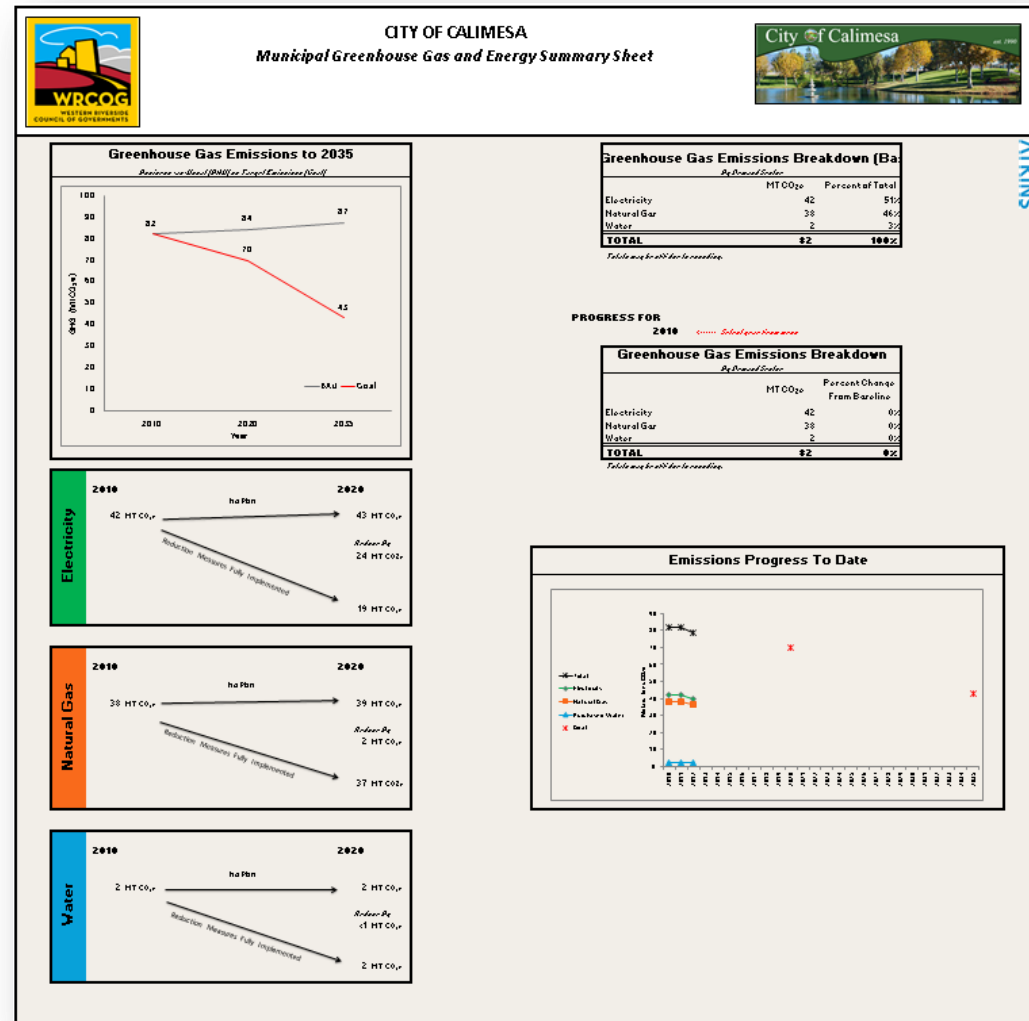
Task 4: EE Measure Development + Tool Framework

- Discuss Reporting Tool Framework
- Measures and Tool presentations anticipated

August 20, October 15

- Summary of measures and reductions anticipated

December—January 2015



Task 5: Draft EECAP Report + Tool

- Draft Report
- Reporting Tool
- Tool Trainings
- Status update presentation
February 18, 2015
- Summary of initial findings
presentation **April 15, 2015**
- Draft Report anticipated **April
2015**













What does the
City get?

- ✓ Report
- ✓ Reporting Tool
- ✓ Trainings

Task 6: Final EECAP Report + Tool

- Incorporate comments from city staff
- Refine tool
- Final Report and Tool anticipated **May 2015**
- Summary of findings presentation **June 18, 2015**

Schedule

	2014												2015																
	J	Feb	Mar	Apr	May	Jun	Jul	Aug	Sep	Oct	Nov	Dec	Jan	Feb	Mar	Apr	May	Jun	Jul	Aug									
0. Kickoff		2/19: Introduction to the Project																											
1. Assessment and Planning Report				4/16: Present A+P Report																									
2. EECAP Template				and EECAP Template																									
3. Inventories Forecasts, and Targets						6/18: Present IFT Report																							
4. Measures Report and Tool Framework																													
							8/20: Present Reduction Strategies and Tool Framework																						
									10/15: Present Reduction Strategies Progress																				
5. Draft EECAP and Tool																4/15: Present Reduction Strategies Initial Findings													
6. Final EECAP and Tool																													
7. EECAP Adoption																													
													6/18: Present Final Report and Tool																
																							8/20: Project Report and Wrap-up						

Task 7: EECAP Adoption

- Assist cities in adoption
 - Attend 1-2 meetings
 - Prepare city-specific memos summarizing adoption process
- Document process for SBCCOG
- Program summary presentation **August 20, 2015**

What does the City get?

- ✓ Assistance in Report adoption

Contact Information

Sabrina Bornstein

sabrina@sbesc.com

Cheryl Laskowski

Cheryl.Laskowski@atkinsglobal.com