

South Bay Cities Energy Efficiency Program Quarterly Update

Presentation to the South Bay Cities Council of Governments
Board of Directors
August 27, 2015

Prepared by:

GSE Solutions

Under Contract to the South Bay Cities Council of Governments










Overview

1. Municipal Energy Savings
2. SCE Energy Leader Partnership Program
3. SCE Direct Install Program
4. Special Initiatives
5. Gardena Street Light Project

Municipal Energy Savings

- 2015 Project Activity
 - **1,888,383 kWh** savings underway. Will exceed goal by 10% if project incentives are paid by end of year.
 - **14,144 therms** savings already claimed. Have exceeded goal by 40%.
- Future Cost Savings Identified
 - 14M kWh and 28k therms savings per year
 - \$3M cost savings per year
 - 11k tons GHG reduced per year
 - \$2.5M cash incentives

Energy Leader Partnership Program

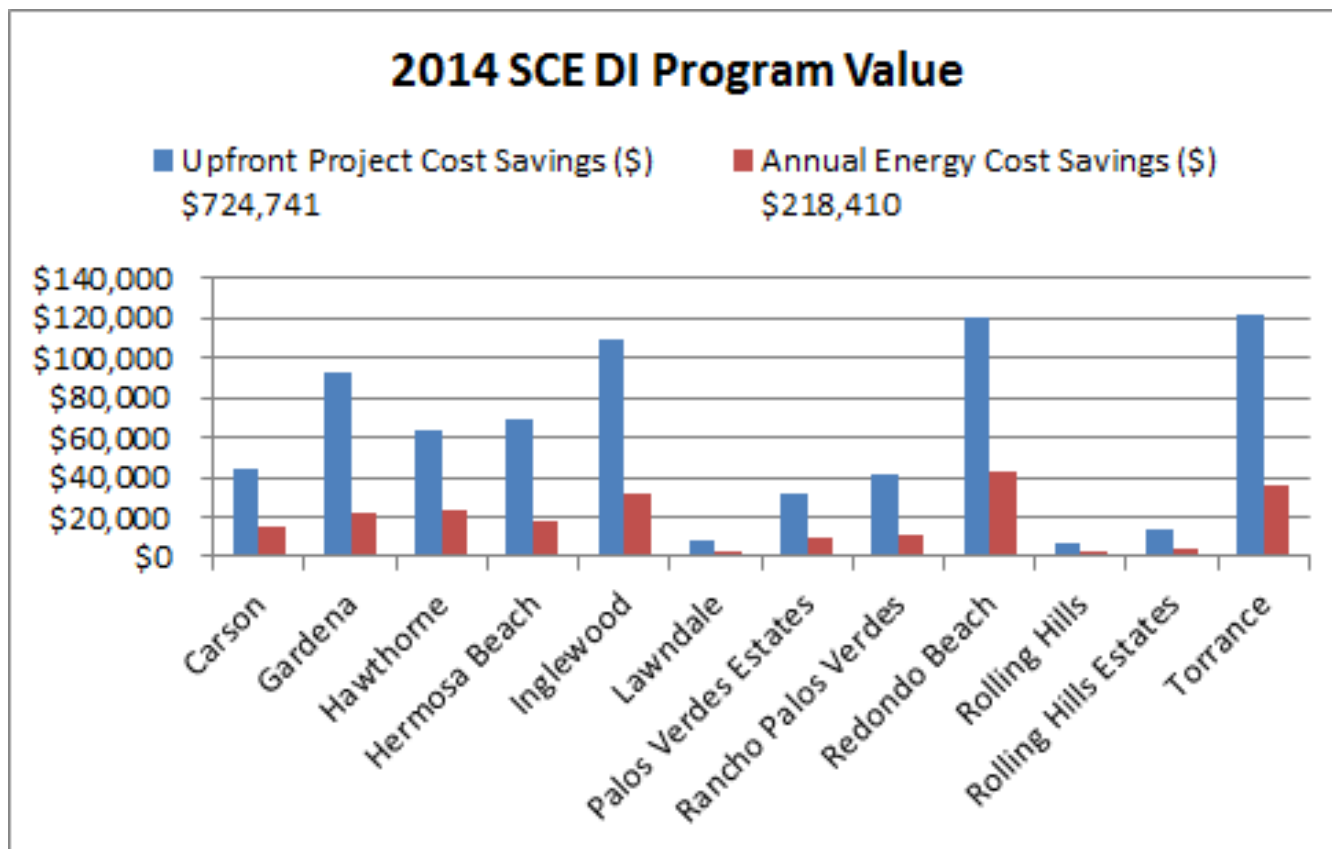
- ELP offers South Bay Cities financial, technical and marketing support to implement EE and DR.
- City Tier Levels
 - Lawndale, Lomita, Manhattan Beach  Platinum (\$0.18/kWh)
 - El Segundo, Hawthorne, Inglewood, RPV, Carson  Gold (\$0.135/kWh)
 - 3 Cities  Silver (\$0.09/kWh)
 - 4 Cities  Valued (\$0.045/kWh)
- Cities Likely Moving Up
 - Silver  - Gardena
 - Gold  - Redondo Beach, Torrance, Hermosa Beach
 - Platinum  - Inglewood, Rancho Palos Verdes

Energy Savings Since 2010

City / District	2010 - Present Achieved Savings / Incentives					ELP Level
	Annual Savings kWh	Annual Savings Therms	Annual GHG Emissions (tons)	Incentive / DI Cost Savings (\$)	Annual Energy Cost Savings (\$)	
Carson	708,911	1,798	557	\$101,847	\$100,364	Gold
El Segundo	139,394	0	108	\$17,274	\$25,157	Gold
Gardena	276,386	0	213	\$116,894	\$37,049	Valued
Hawthorne	352,870	5,004	300	\$123,931	\$68,855	Gold
Hermosa Beach	170,169	0	131	\$80,121	\$25,490	Silver
Inglewood	1,467,556	0	1,132	\$286,954	\$197,621	Gold
Lawndale	110,682	6,614	122	\$32,272	\$25,242	PLATINUM
Lomita	159,281	13	123	\$22,350	\$21,135	PLATINUM
Manhattan Beach	1,034,689	0	798	\$145,255	\$117,437	PLATINUM
Palos Verdes Estates	63,186	0	49	\$31,233	\$9,010	Valued
Rancho Palos Verdes	51,689	0	40	\$41,238	\$11,051	Gold
Redondo Beach	759,046	467	588	\$165,066	\$92,870	Silver
Rolling Hills Estates	47,374	0	37	\$15,082	\$8,775	Valued
City of Rolling Hills	12,050	0	9	\$7,111	\$2,465	Valued
Torrance	1,172,352	23,699	1,035	\$273,265	\$194,280	Silver
Hawthorne USD	0	941	5	\$1,938	\$922	N/A
Inglewood USD	0	3,876	21	\$6,000	\$3,798	
Manhattan Beach USD	0	4,385	24	\$5,978	\$4,297	
PV USD	0	84,845	468	\$43,298	\$83,148	
Redondo Beach USD	0	314	2	\$942	\$308	
Torrance USD	0	13,065	72	\$18,458	\$12,804	
West Basin MWD	0	911	5	\$990	\$893	
Total	6,525,636	145,932	5,840	\$1,537,496	\$1,042,971	

SCE Direct Install Program

- FREE Equipment and Installation for Qualified Measures
 - High efficiency fluorescents, motion sensors, screw-in LEDs.
 - Work performed by SCE qualified contractors.
 - 2015 Program may offer new measures – i.e., pool pump VFD, A/C controls.



Special Initiatives

- SCE Planning to Convert Utility-Owned Streetlights to LED.
- Some Cities are Pursuing the Purchase of Utility-Owned Streetlights.
- Supporting SCG Incentive Programs in LA District 15.
- SBCCOG Facilitating Energy Manager's Meetings for City Staff.
- Several Cities Participating in OBF Program – Carson, Gardena, Hermosa Beach, Inglewood. Many more could qualify.
 - Cities can fund qualified energy efficiency projects (gas / electric) at **zero interest** and with **no fees**.
 - City will repay SCG or SCE in monthly installments added as a line item on the City's utility bill.
 - The loan is **bill neutral**.
 - Qualified projects must be eligible for incentives and payback in 10 years or less.

Gardena Street Light Project

**Project Description:**

Upgrade (241) City-owned Street Lights to LED

Project Timeline:

Construction Underway
Completed Q4 2015

Project Cost: \$142,820
(funding source – SCE
OBF)

SCE Incentive: \$18,325

Annual Energy Savings:
189,610 kWh

**Annual Energy Cost
Savings:** \$12,968

Simple Payback: 9.6 years
(LED life – 15 to 20 years)

**City's Out-of-Pocket
Costs:** ~\$2,000

QUESTIONS?



Sr. Project Manager, Energy
Lena Luna
Phone: 310-371-7222 ext. 208
Email: lena@southbaycities.org



SBCCOG Energy Engineer
Greg Stevens
Phone: 760-214-6805
Email: gstevens@gse-solutions.com